Solenoid Operated Directional Valve



How to order

WE - * - 02 - G - ** - 20**

1 2 3 4 5 6

1	Model	WE Series	
2	Spool Type		
3	Piping Size	02 : 1/4"	03 : 3/8"
4	Connecting Type	G : SUB-Plate Mounting	
5	Type of Coil	A110: AC110 / 60Hz A220: AC220 / 60Hz D12: DC12	A115: AC110 / 50Hz A230: AC220 / 50Hz D24: DC24
6	Electric Conduit Connection	20 : Terminal Box Type (JIS)	30 : Plug-In Connector (DIN)

電磁閥性能規格表
Specifications

閥蕊機能		流量範圍 l /min			
		WE-02		WE-03	
		Rate	Max.	Rate	Max.
3C2	a b	40	60	60	100
3C4	a b				
3C10	a b				
3C3	a b	30	40	50	80
3C5	a b				
3C6	a b				
2B2	a b	40	60	60	100
2B3	a b				
2B8	a 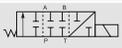 b				
2D2	a 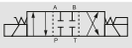 b	40	60	60	100
2D3	a b				
Max. Working Pressure (P, A, B Port)		31.5 MPa (315 kg/cm^2)			
Max. Working Pressure (3C5, 3C60 Type)		25 MPa (250 kg/cm^2)			
Max. Back Pressure MPa (kg/cm2)		16 MPa (160 kg/cm^2)			
Weight (kg)	單頭	1.5 (AC)	1.6 (DC、RF)	3.3 (AC)	3.6 (DC)
	雙頭	1.90 (AC)	2 (DC、RF)	4.0 (AC)	4.8 (DC)
Max. Switch Frequency		AC、DC : 240 C . P . M RF : 120 C . P . M			
Temperature Range		5 °C - 60 °C			
Viscosity		20 - 300 cSt			
Filtration Accuracy		25μ			

※ 線圈性能表

Current (AC/DC)		AC				DC	
Frequency (Hz)		50	60	50	60	-	-
Rate Voltage (V)		110/115	110	220/230	220	12	24
02	Start Current (A)	2.0	2.2	1.0	1.1	1.9	0.95
	Holding Current (A)	0.38	0.4	0.16	0.18		
03	Start Current (A)	4.0	4.8	2.1	2.5	3	1.5
	Holding Current (A)	0.72	0.8	0.34	0.38		
02（RF）	Start Current (A)	0.34	0.34	0.17	0.17	-	-
	Holding Current (A)	0.22	0.22	0.11	0.11	-	-
03（RF）	Start Current (A)	0.66	0.66	0.33	0.33	-	-
	Holding Current (A)	0.48	0.48	0.24	0.24	-	-
Working Voltage Range (V)		Rated Voltage +10% or -15%					
Insulation Resistance (MΩ)		Over 100 MΩ (DC 500 V Insulation Test)					

※ Notes: Withstand voltage 1500 V/min, switch operation signal required nearly 0.1 second.

電磁閥性能規格表
Specifications

※ 閥蕊機能表 / Spool Type

雙頭三位彈簧復中	液壓圖號（標準型）
3C2	a b
3C3	a b
3C4	a b
3C40	a b
3C5	a b
3C6 3C60	a b
3C7	a b
3C8	a 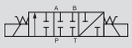 b
3C9	a b
3C10	a b
3C11	a b
3C12	a b

雙頭三位彈簧復中	液壓圖號（標準型）
2D2	a 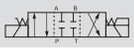 b
2D3	a b
2D7	a 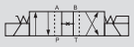 b
2D8	a 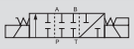 b
單頭二位彈簧復位	液壓圖號（標準型）
2B2	b
2B3	b
2B8	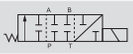 b
單頭二位彈簧復位	液壓圖號（逆組型）
2B2L	a 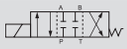
2B3L	a 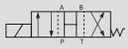
2B8L	a

雙頭三位彈簧復中	液壓圖號（標準型）
2D2A	a 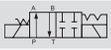 b
2D3A	a b
2D4A	a 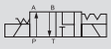 b
2D40A	a b
2D5A	a b
2D7A	a b
2D9A	a b
2D10A	a 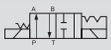 b
2D11A	a 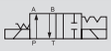 b
2D12A	a b

單頭二位彈簧復位	液壓圖號（標準型）
2B2A	b
2B3A	b
2B4A	b
2B40A	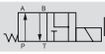 b
2B5A	b
2B60A	b
2B7A	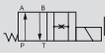 b
2B8A	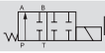 b
2B9A	b
2B10A	b
2B11A	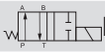 b
2B12A	b

單頭二位彈簧復位	液壓圖號（逆組型）
2B2AL	a
2B3AL	a
2B4AL	a
2B40AL	a 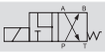
2B5AL	a
2B60AL	a 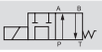
2B7AL	a
2B8AL	a 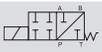
2B9AL	a
2B10AL	a
2B11AL	a
2B12AL	a 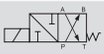

單頭二位彈簧復位	液壓圖號（標準型）
2B2B	b
2B3B	b
2B4B	b
2B40B	b
2B5B	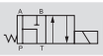 b
2B60B	b
2B7B	b
2B8B	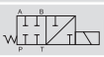 b
2B9B	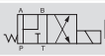 b
2B10B	b
2B11B	b
2B12B	b

單頭二位彈簧復位	液壓圖號（逆組型）
2B2BL	a
2B3BL	a 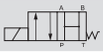
2B4BL	a 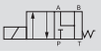
2B40BL	a 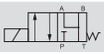
2B5BL	a
2B60BL	a
2B7BL	a 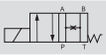
2B8BL	a 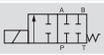
2B9BL	a 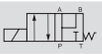
2B10BL	a 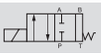
2B11BL	a 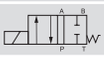
2B12BL	a 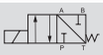

※ 備註：1. 油路互通狀況說明 ●電磁鐵 a 通電 P → A　B → T ●電磁鐵 b 通電 P → B　A → T
● 3C5、3C6 與 3C60 的閥蕊，油路互通狀況相反。
2. 特殊規格，請洽 OMAX 公司技術部。

電磁閥性能規格表
Specifications

※ 性能曲線

壓力損失 - 流量特性

WE - 02

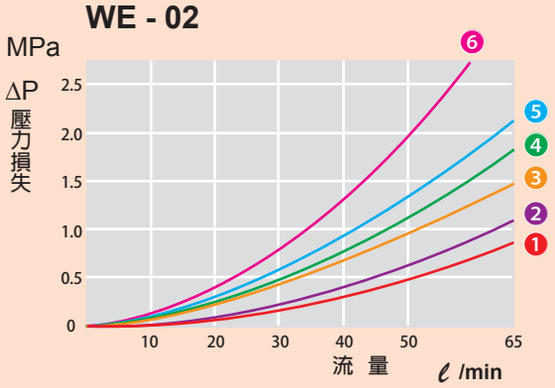

WE - 03

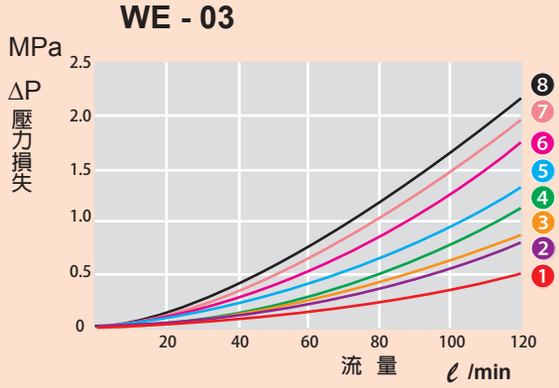

3C2	②	②	②	②	-
3C3	①	①	①	①	③
3C4	②	②	①	①	-
3C5	⑤	⑤	⑤	⑤	③
3C60	⑥	⑥	⑥	⑥	③
3C10	②	②	②	①	-
2D2	②	②	②	②	-
2D3	②	②	④	④	-
2B2	③	③	②	②	-
2B3	④	②	②	④	

3C2	③	③	③	③	-
3C3	②	②	②	②	④
3C4	③	③	②	②	-
3C5	④	⑦	④	⑦	①
3C60	⑦	⑦	⑦	⑦	④
3C10	③	③	③	②	-
2D2	⑦	③	③	⑦	-
2D3	②	②	②	②	-
2B2	⑦	③	③	⑦	-
2B3	⑥	③	③	⑥	

壓力降的計算：

油液粘度不同時的壓力降，按下式得到推算值：

ΔP_1 ＝粘度 V_1 時的壓力降 kgf/cm^2

ΔP_2 ＝粘度 V_2 時的壓力降 kgf/cm^2

V_1 ＝粘度 mm^2/s

V_2 ＝粘度 mm^2/s

(ΔP_1，由各閥的壓力降特性表得到)

(V^2/V^1) 的值由下表查得：

測試條件：

壓力：7 MPa

油粘度：20 cSt

油溫：50 ℃

油：ISO - VG 32

粘度	cSt (mm^2/S)	15	20	30	32	35	40	50	60	70	80
	(SSU)	77	98	141	150	164	186	232	278	324	371
$(V^2/V^1)^{1/4}$		0.83	0.89	0.98	1.00	1.02	1.06	1.12	1.17	1.22	126

粘度	cSt (mm^2/S)	100	120	160	200	240	280	320	360	400
	(SSU)	464	556	742	927	1112	1298	1483	1669	1854
$(V^2/V^1)^{1/4}$		1.33	1.39	1.50	1.58	1.65	1.72	1.78	1.83	1.88

電磁閥性能規格表
Specifications

※ 性能曲線

WE - 02(JIS) 接線盒式連接器（帶燈）

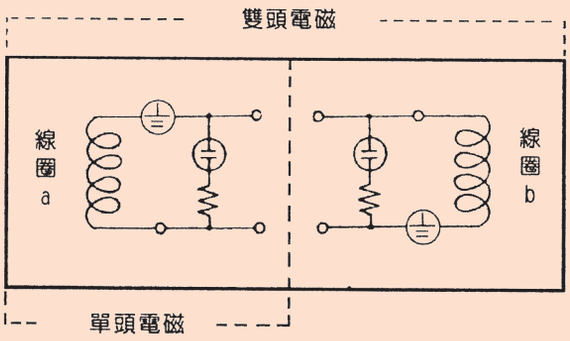

WE - 30(DIN) 插頭式連接器（帶 LED 燈）

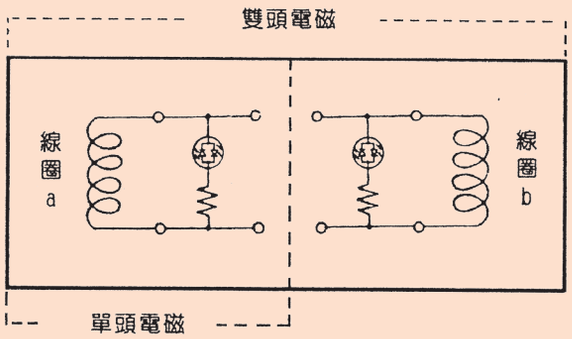

WE - 02(JIS) 接線盒式

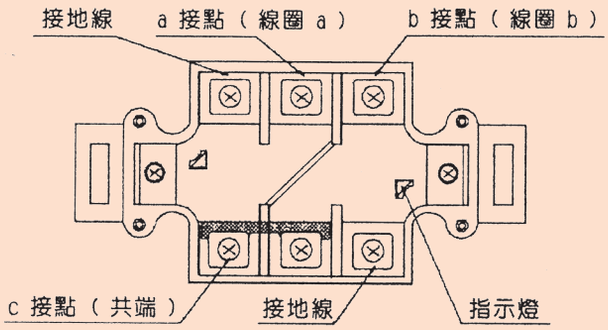

WE - 30(DIN) 插頭式

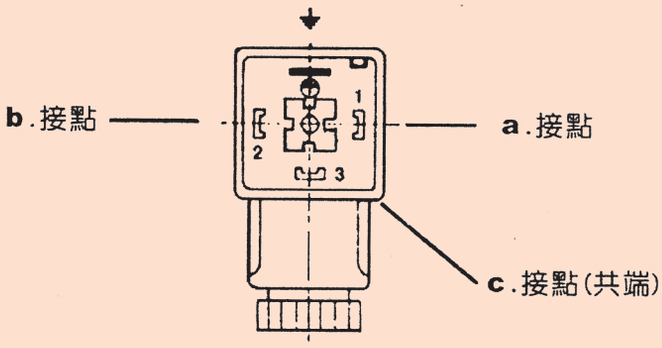

※ 備註：1. 接線盒型式指示是燈為鎢絲燈泡；插頭式為二極發光體。
2. 直流電磁閥，無極性關系。

※ 附件 / 安裝螺栓

型號	名稱尺寸	數量	按緊扭矩 N - M
WE - 02	內六角螺栓 (4mm) M5 x 45	4	6-7
WE - 03	內六角螺栓 (5mm) M5 x 45	4	12-15

電磁閥性能規格表
Specifications

WE - 3C*- 02 - A * - 20

安裝尺寸符合 ISO 4401 規格

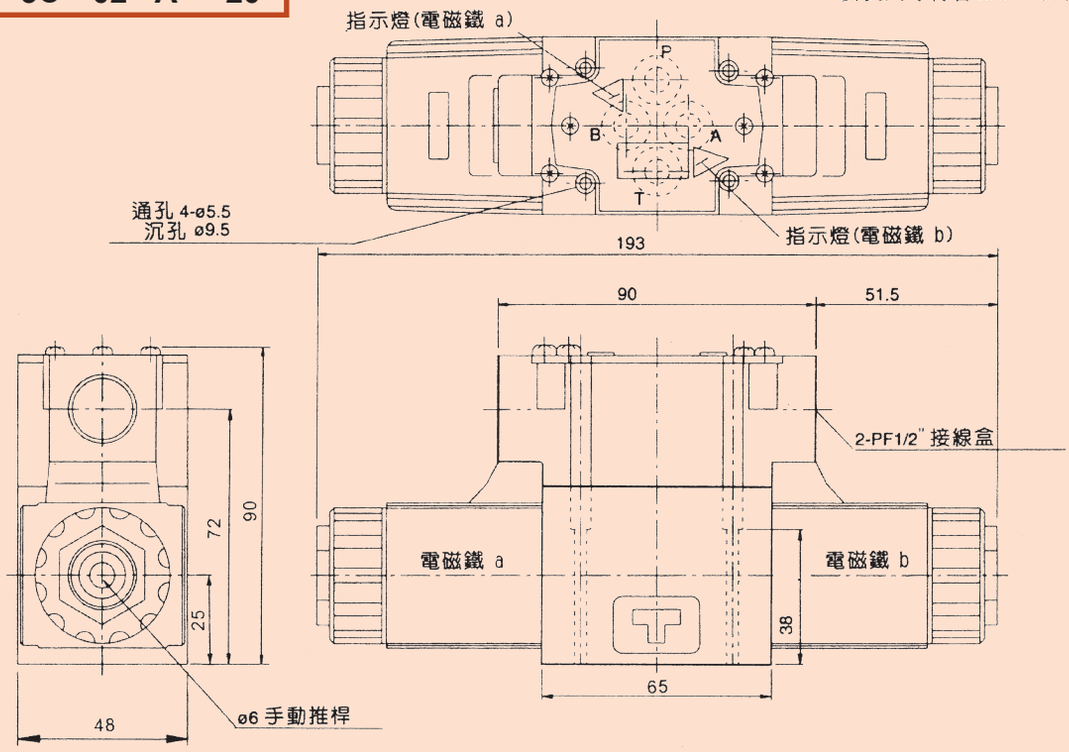

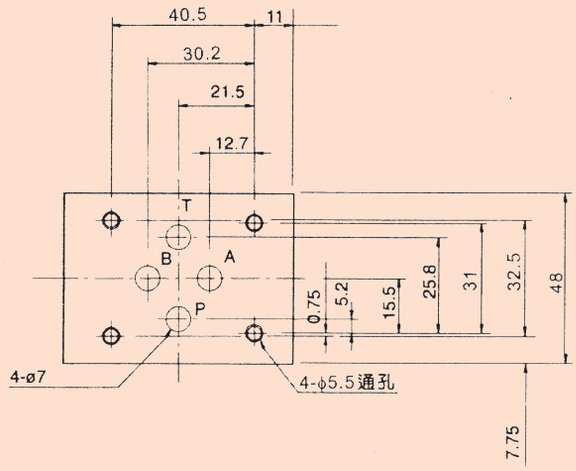

WE - 2B*- 02 - A * - 20

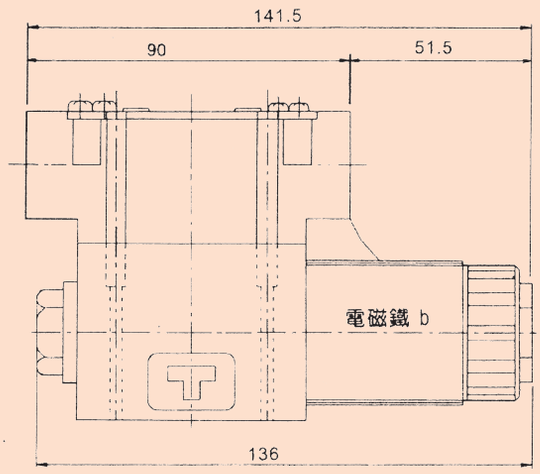

電磁閥性能規格表
Specifications

WE - 3C*- 02 - A * - 30

安裝尺寸符合 ISO 4401 規格

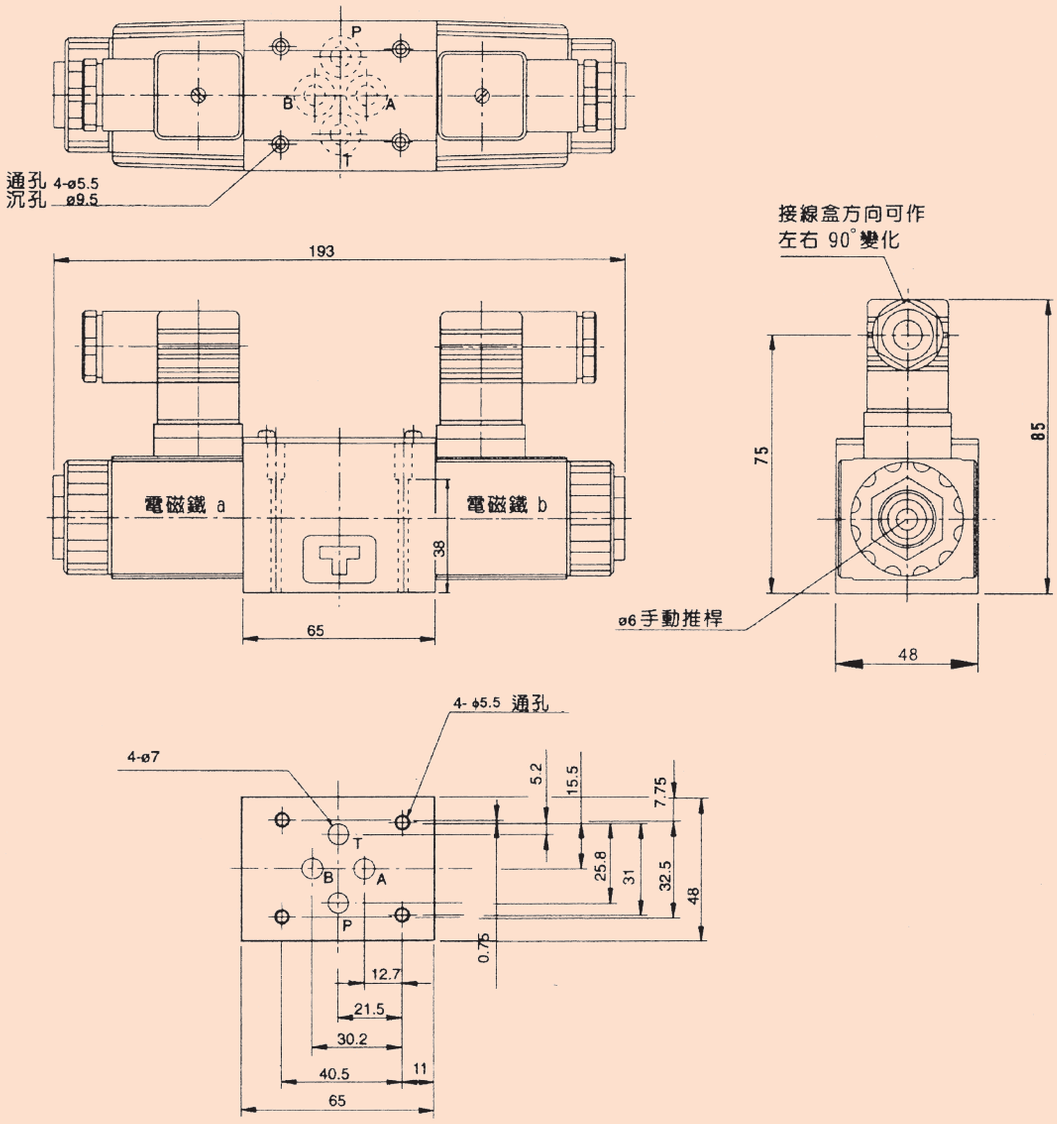

WE - 2B*- 02 - A * - 30

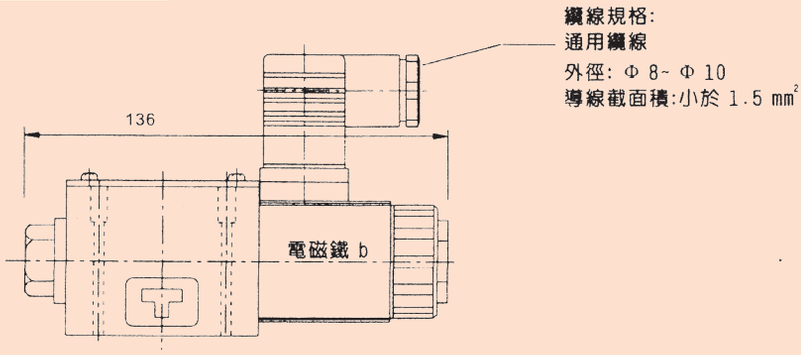

電磁閥性能規格表
Specifications

WE - 3C*- 02 - D * - 30

安裝尺寸符合 ISO 4401 規格

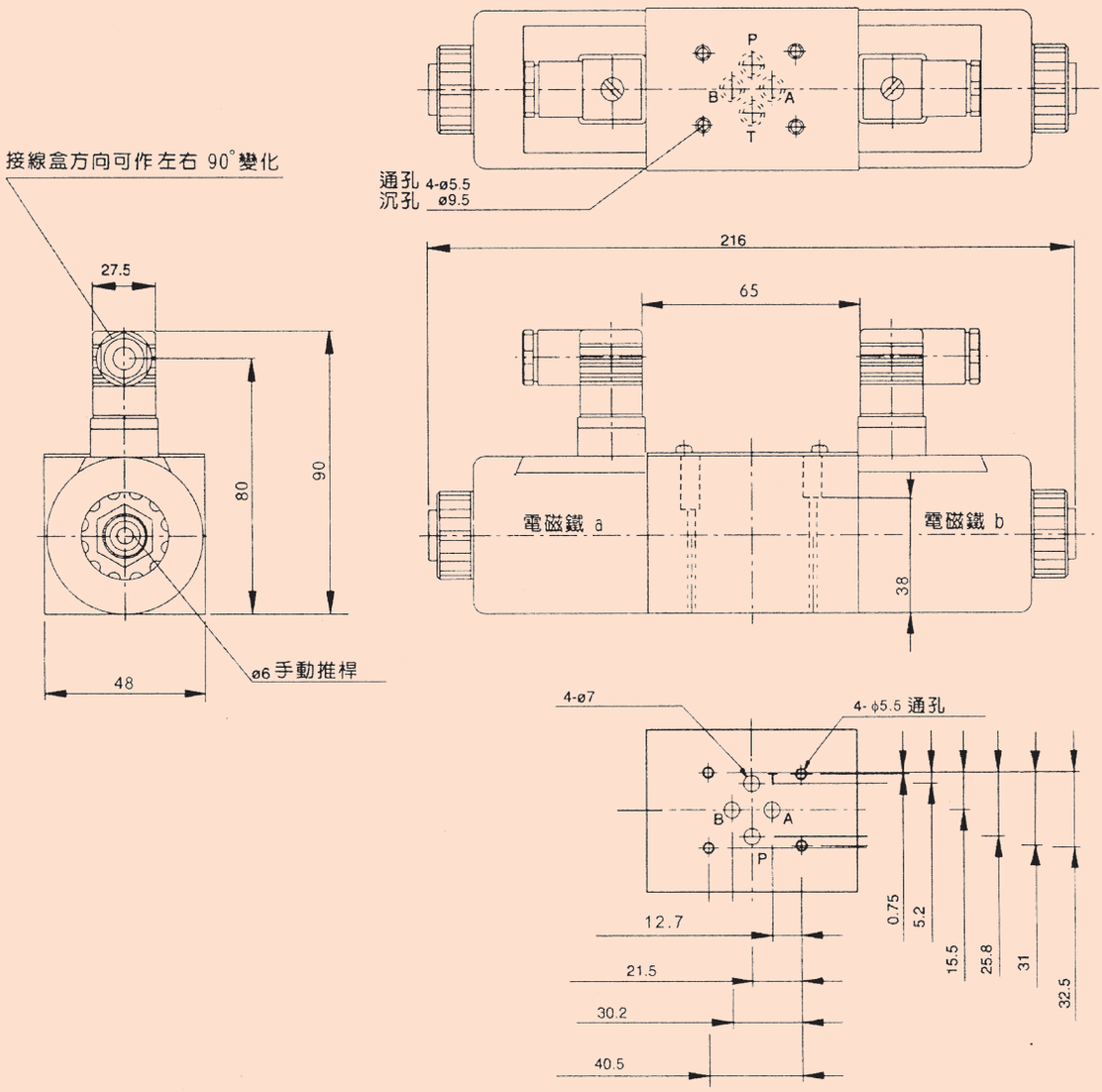

WE - 2B*- 02 - D * - 30

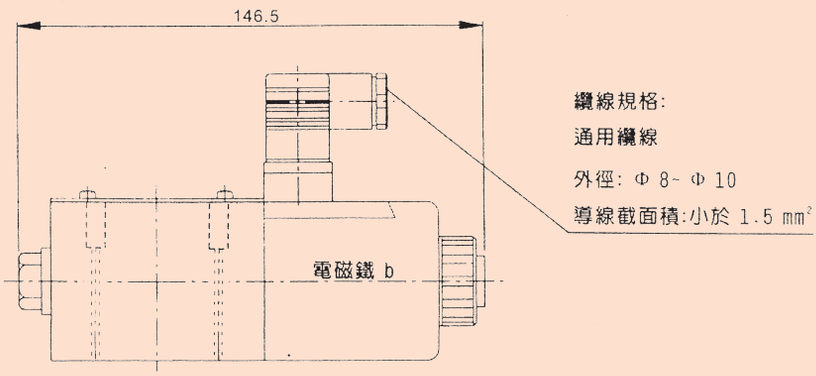

電磁閥性能規格表
Specifications

WE - 3C*- 03 - A * - 20

安裝尺寸符合 ISO 4401 規格

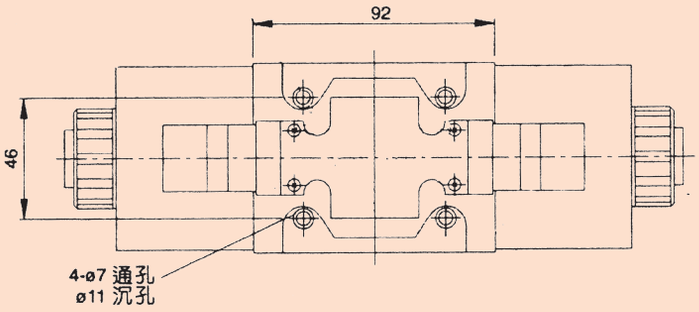

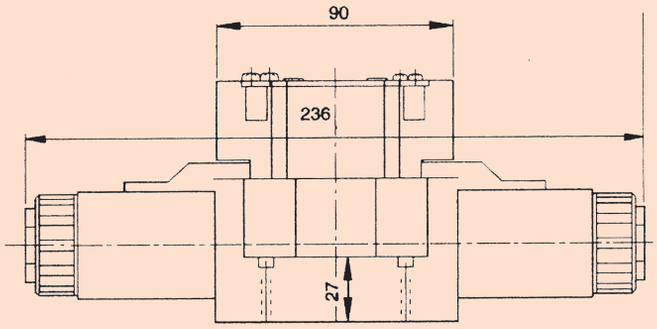

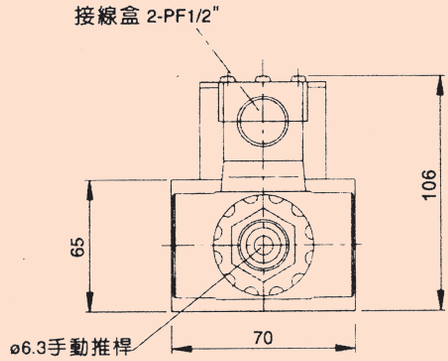

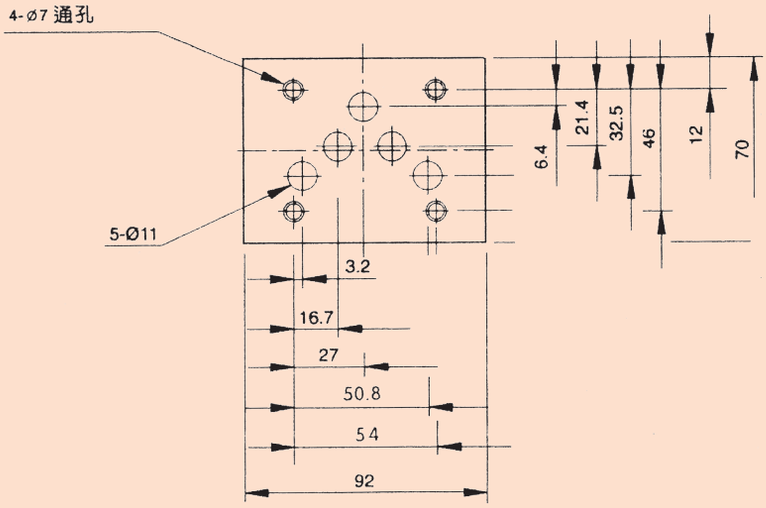

WE - 2B*- 03 - A * - 20

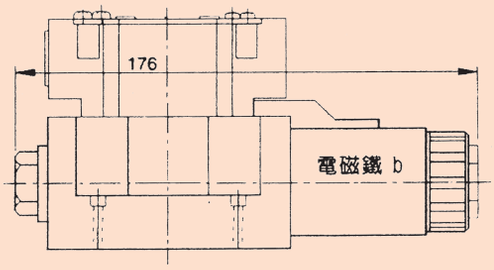

電磁閥性能規格表
Specifications

安裝尺寸符合 ISO 4401 規格

WE - 3C*- 03 - D * - 20

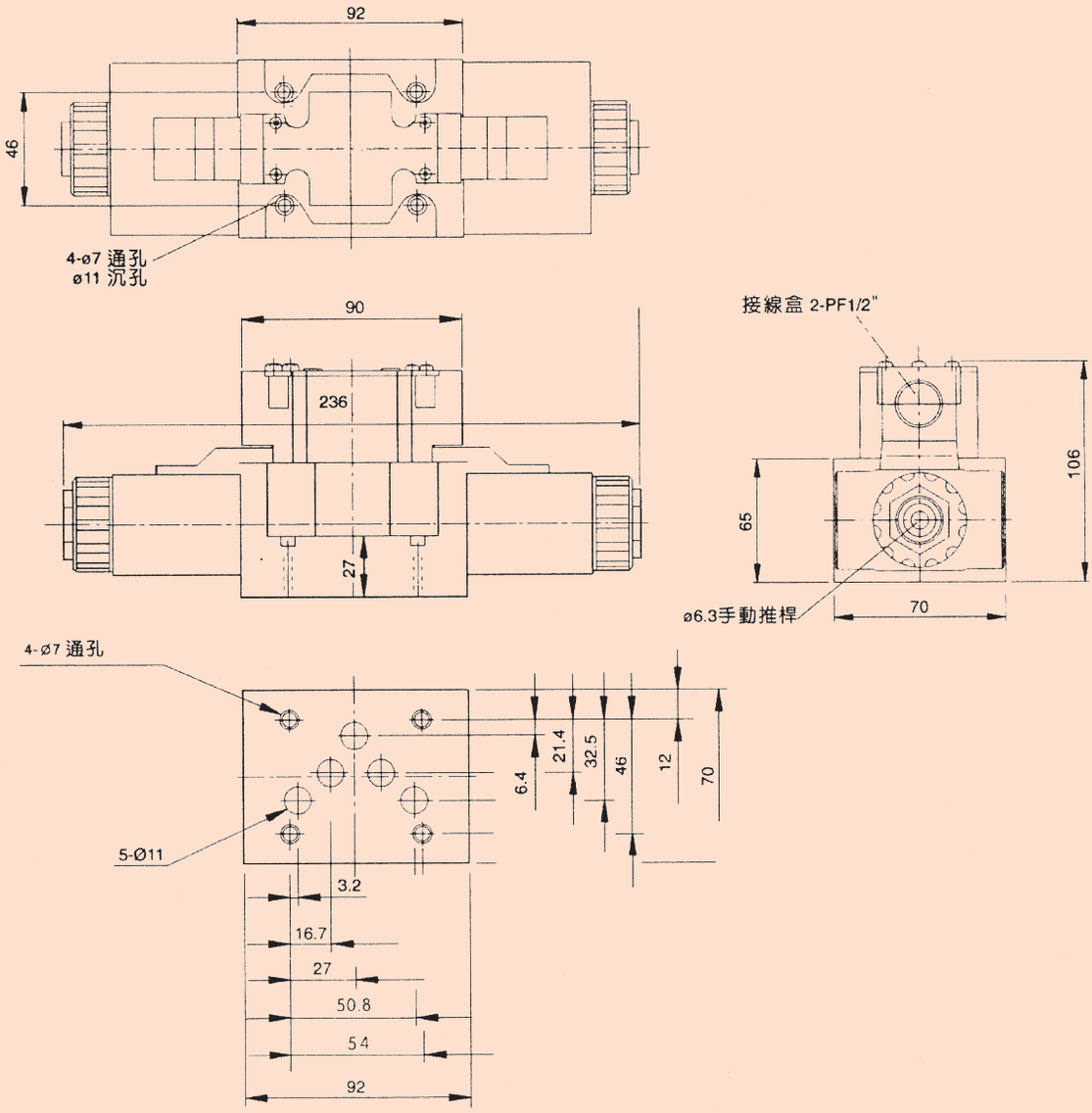

WE - 2B*- 03 - D * - 20

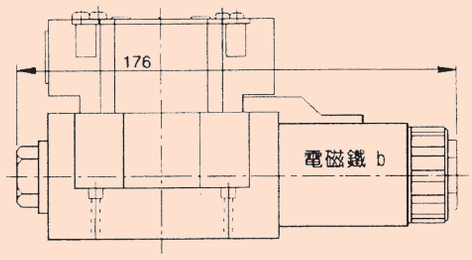

電磁閥性能規格表
Specifications

WE - 3C*- 03 - A * - 30

安裝尺寸符合 ISO 4401 規格

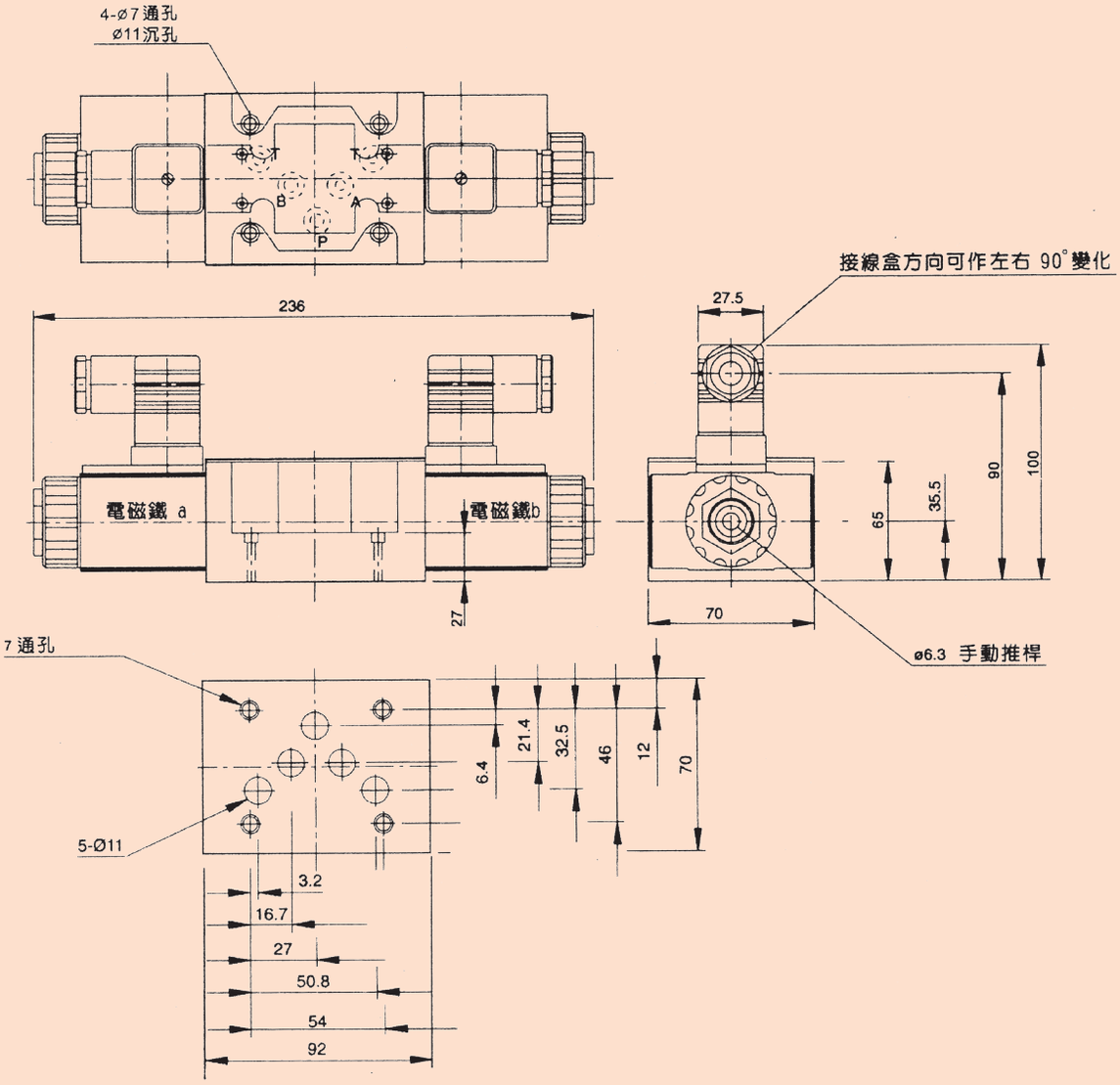

WE - 2B*- 03 - A * - 30

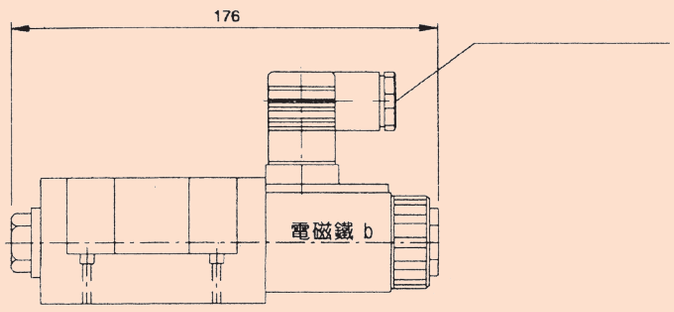

纜線規格:
通用纜線
外徑: Φ 8~ Φ 10
導線截面積:小於 1.5 mm²

電磁閥性能規格表
Specifications

WE - 3C*- 03 - D * - 30

安裝尺寸符合 ISO 4401 規格

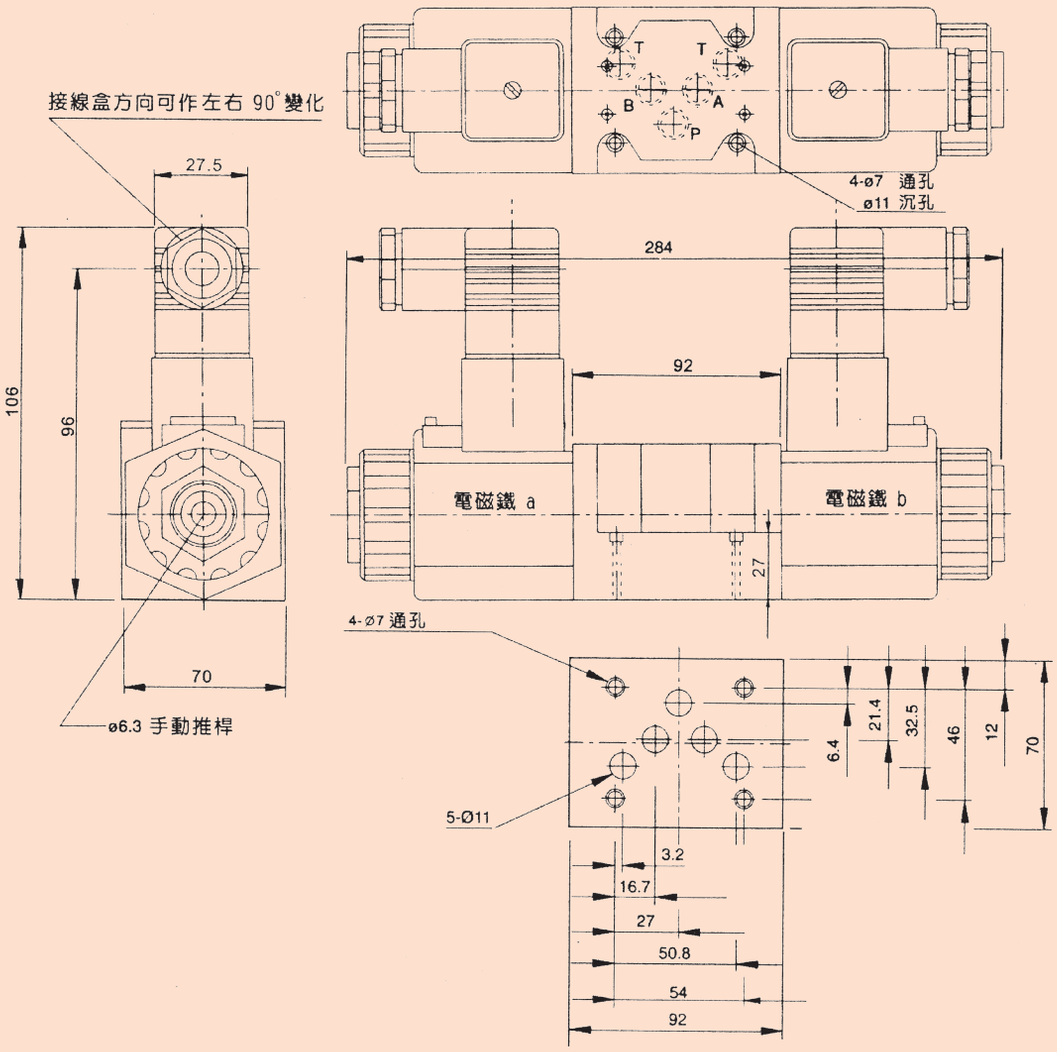
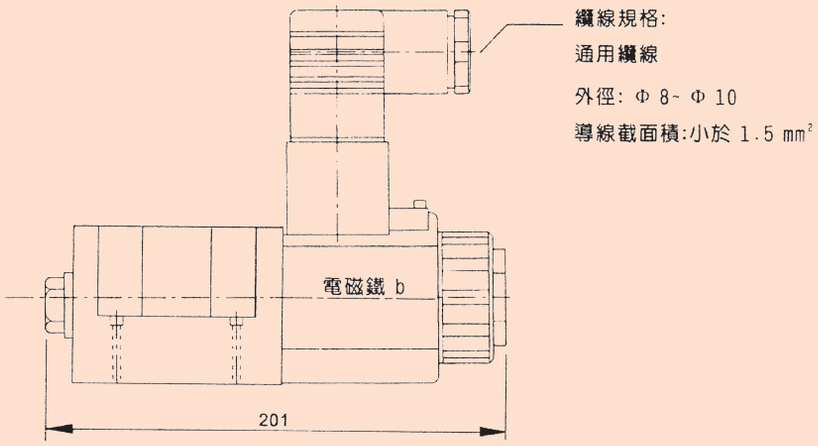
WE - 2B*- 03 - D * - 30